

Suspended luminaire/light run - Micro-prismatic diffuser - direct/indirect distribution - equipped for light run installation

Ultra-flat luminaire housing design, painted extruded aluminium profile, visible installation height 10/24mm, prepared for light run installation; Housing colour traffic white RAL 9016; Light distribution direct/indirect distribution by means of Micro-prismatic diffuser of PMMA, Homogeneous light emission through lateral LED light coupling in Light Guide panel and semi-diffuse, reflective white coating, with special decoupling technology for defined ceiling illumination; for VDU workstations. Suitable for VDU workstations, $65^\circ < 3000 \text{ cd/m}^2$ omnidirectional glare reduction in accordance with current DIN-EN 12464-1 standard, UGR (4H/8H) 16.8. Electrical connection via start luminaire with 5-pin connection cable and light-run luminaires with through-wiring. Luminaire can only be operated in conjunction with a single luminaire. Y-wire suspension and luminaire connector are included in the scope of delivery. Suspension set with a canopy and integrated light control available separately as accessories.

CHARACTERISTICS

| | |
|-------------------------------|--|
| Order number | 46255026170 |
| EAN number | 4020863378524 |
| Commodity code | 94051190 |
| Certification mark | IP 20, Protection class I, γ $65^\circ < 3000 \text{ cd/m}^2$, F, Indoor, CE |
| Impact resistance (IK rating) | IK02 |
| Ambient temperatur | t_a 25°C |
| Special properties | Ready for IoT |
| Warranty period | 5 years |
| State funding programs | BEG - Federal funding for efficient buildings (valid only for Germany) |

ELECTRICAL ENGINEERING

| | |
|--------------------------------------|--|
| Controller | Electronic driver DALI2 (1 pcs.) |
| System output | 48W |
| Mains voltage | 230V/50Hz |
| Circuit breakers (inrush current) | 12 pieces/B10, 20 pieces/B16, 21 pieces/C10, 33 pieces/C16 |
| Energy efficiency class/light source | D |

LIGHTING TECHNOLOGY

| | |
|-------------------------------|--|
| Placement | LED, Colour rendering/Light colour CRI \geq 80 / 3000K |
| Colour tolerance (MacAdam) | 3SDCM |
| Nominal luminous flux | 5932lm |
| LED service life | 50000h L90/B10 (T_q 25°C) |
| Luminaire luminous efficiency | 125lm/W |
| UGR lat./long. | 16.8 / 16.1 |

MECHANICS

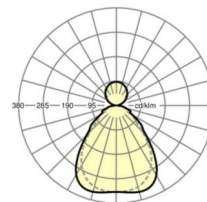
| | |
|----------------------|------------------------------|
| Housing colour | traffic white RAL 9016 |
| Dimensions (LxWxDxH) | 1558mm x 321mm x 24mm |
| Weight (net) | 5.9kg |
| Type of installation | Pendant light strip mounting |

Dimensions

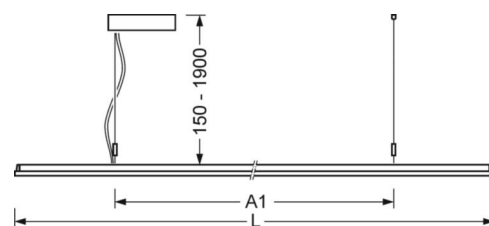
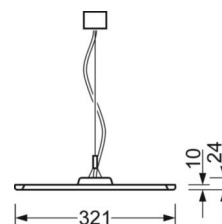
| | | |
|-------|---------|---|
| L | 1558 mm | Length |
| B | 321 mm | Width |
| H | 24 mm | Height |
| A1 | 900 mm | Mounting distance single mounting |
| A2 | 1237 mm | Mounting distance 1st luminaire of the light run |
| A3 | 1574 mm | Mounting distance between luminaires in a light run arrangement |
| P min | 150 mm | Minimum suspension length |
| P max | 1900 mm | Maximum suspension length |

DEEP-LINK

<https://www.regiolux.de/en/article/46255026170>



| | |
|------------------------------|----------------------------------|
| Reference | LED 5900lm 830 |
| η_{LB} | 100 % |
| $\Phi_{\downarrow/\uparrow}$ | 74 % / 26 % |
| UGR lat./long. | 16.8 / 16.1 |
| VDU | $65^\circ < 3000 \text{ cd/m}^2$ |





① Pendel-Einzelleuchte / Suspended individual luminaire

② Pendel-Lichtband / Suspended light run